



EASTER FUN ACTIVITIES

WITH

CLEVER HEDGEHOG



FREE PRINTABLES FOR KIDS

The activity bundle with kids' quizzes, coloring pages, and much more!



WWW.EBOOKS4UKRKIDS.ORG

RIDDLES ABOUT EASTER

Use hints to guess the answer. Only one is correct.


I am a creature hopping around. Gnawing carrots is what I like. I hop and leave Easter eggs behind. Find them all during a walk outdoors. Can you guess, who am I?



I'm colorful, but I'm not a rainbow
 I'm hunted for, but I'm not an animal
 I sometimes contain chocolate, but I'm not a chocolate muffin
 I have a shell, but I'm not a crab
 I'm sometimes painted, but I'm not hung on a wall



I fly in the air. I eat seeds and worms.
 I say "Tweet, Tweet." What am I?



Find more
 Easter Fun
 Activities
 on our website




Scan QR code
 with your camera



CLEVER HEDGEHOG LIKES TO EGG HUNT. FIND A HIDDEN EASTER EGG ON EACH PAGE OF THIS ACTIVITY FILE.

HELP THE BEES UNTANGLE THREADS, MATCH A LETTER AND A FLOWER PETAL TO MAKE A WORD



Solve the puzzle and write answer to equations

$$\text{Bee} = 2$$

$$\text{Flower} = 3$$

$$\text{Bird} = 5$$

$$\text{Bee} + \text{Flower} + \text{Bird} = 10$$

$$\text{Flower} + \text{Flower} - \text{Bird} = \square$$

$$\text{Bee} + \text{Bird} + \text{Bee} = \square$$


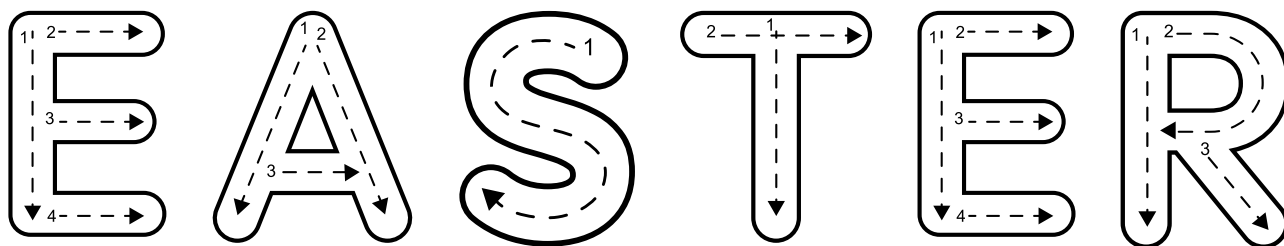
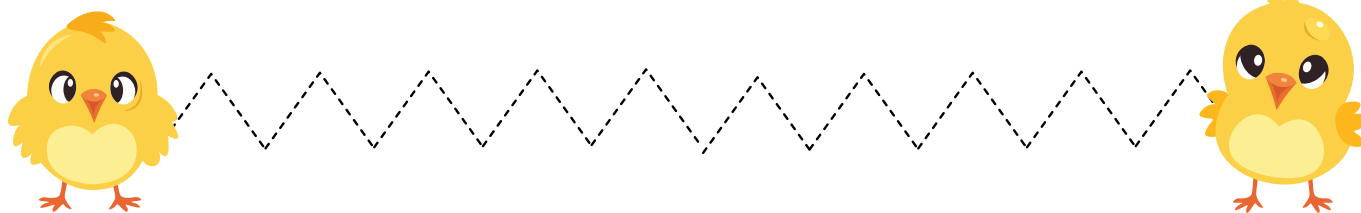
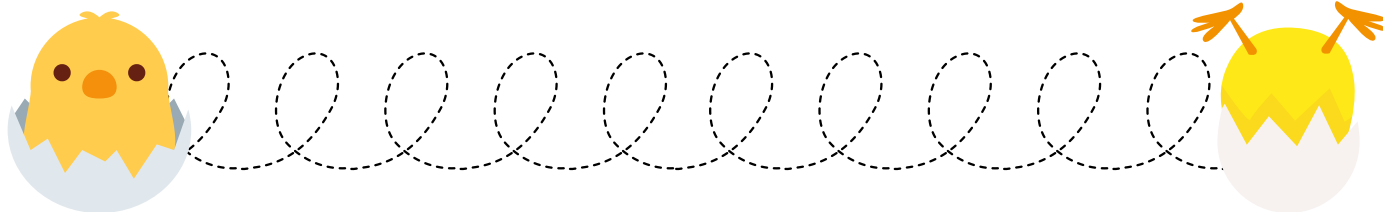
$$\text{Bird} + \text{Flower} - \text{Bee} = \square$$

Find more
Free Printable PDF
activity packs
on our website



Scan QR code
with your camera


TRACE THE LINES




SPOT 3 THINGS THAT HAVE NO PAIR





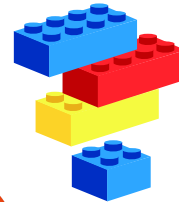


WHAT EGG WILL BE NEXT IN THIS PATTERN?




**SOLVE THE EQUATION AND MATCH MOMMY AND THE
CHICK WITH A CORRECT NUMBER**



WHAT ITEMS WILL YOU PUT INTO THE EASTER BASKET?



LEARN TO DRAW AN EASTER BUNNY



DRAW YOUR BUNNY HERE


How does the Easter Bunny stay healthy?
Eggs-ercise

What is the Easter Bunny's favorite kind of music?
Hip hop



What is the Easter Bunny's favorite sport?
Basket-ball

HOW MANY EGGS WILL THE EASTER BUNNY PUT IN HIS BASKET?

DRAW THE SAME NUMBER OF DOTS UNDER EGGS IN THE IMAGE AS SHOWN. WRITE THE TOTAL NUMBER OF EGGS IN THE BASKET!



EASTER WORD SEARCH



Find the following words in the puzzle.
Words are hidden → and ↓ .



CELEBRATE
CHICKEN
CHILDREN
CHOCOLATE

EASTER
FLOWERS
HUNT
SINGING




SPRING
SUNSHINE
SURPRISE

START ▶

**HELP THIS CUTE
CHICK TO GET TO
HIS MOMMY**



HELP CLEVER HEDGEHOG DECORATE AN EASTER EGG AND HIS EASTER BASKET



WORD SCRAMBLE

Unscramble the words and see what Clever Hedgehog is wishing you on Easter



AHPYP EETSAR!



Answer: Happy Easter!

LET'S MAKE AN EASTER PENCIL HOLDER DECORATION (PART 1)

1. Color your basket! (Note: the gray-shaded areas will not show. They will be glued down.)
2. Carefully cut around the form.
3. Crease all dashed lines.
4. Carefully cut along the red line that goes around hedgehogs. Be sure to *only cut on the red line*.
5. Fold the shape into a box.
6. Smear glue on the *shaded areas* (one at a time). Tuck that section behind the hedgehog. Make sure the shaded section is glued to the back of the round section with a hedgehog. Do this with all shaded sections.
7. Let dry. Then put a plastic cup inside - *this is your new pencil holder*.

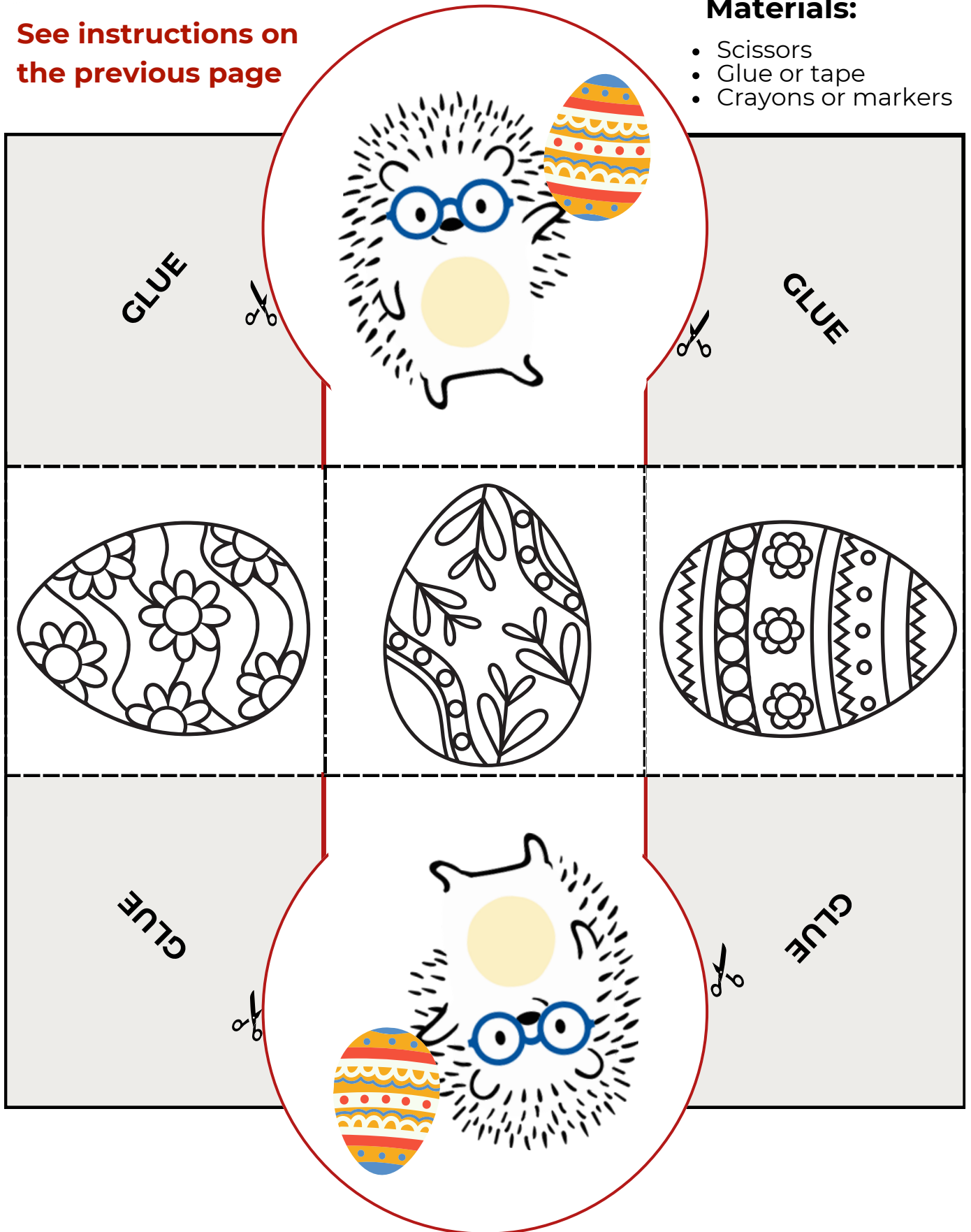




EASTER PENCIL HOLDER DECORATION (PART 2)

See instructions on
the previous page

Materials:

- Scissors
- Glue or tape
- Crayons or markers





Happy Easter

